

Hand Book

New General Ledger

Customer Own Fields

Autor(en): Silvio Kahl
DokRef: Handbuch - Kundeneigene Felder im Neuen Hauptbuch EN.doc
Version: 1.0
Stand: 11.11.2008

Directory

- 1 LEGAL DECLARATIONSII**
- 1.1 Registered Trade Marks ii
- 1.2 Copyrights ii
- 1.3 Exclusions of Liabilities ii
- 2 INITIAL SITUATION3**
- 3 EDIT CODING BLOCK.....1**
- 4 INCLUDING FIELDS IN TOTALS TABLE FAGLFLEX.....4**
- 5 INCLUDE CUSTOMER FIELDS IN ENJOY TRANSACTIONS.....6**
- 6 CHECK THE RESULTS8**

1 Legal Declarations

1.1 Registered Trade Marks

SAP® is a registered trade mark of the SAP Aktiengesellschaft.

This hand book contains screenshots and descriptions of software, which are subject of the copyright of software manufacturers.

Every naming is used only for the purposes of theirs identifying and intellectual classification. Any appropriation is not supposed.

The author of the hand book is endeavoured to comply with all existing copyright legals. If you notice any unintentional offence against a copyright, you will be kindly ask to give advice to make possible a fast improvement.

SAP®, SAP Logo and more are trade marks or registered trade marks of the SAP AG.

1.2 Copyrights

This publication is protected by copyright.

Every kind of distribution and duplication of the entire or partial publication are, for which purpose and in which form ever, prohibited without the written agreement of the author.

Copyright © 2009 Silvio Kahl. All rights reserved.

1.3 Exclusions of Liabilities

During the arrangement of the texts, references and illustrations was proceeded with greatest care; in spite of that a complete error exclusion is not possible. The following documentation occurs therefore without guarantee for correctness and completeness of the done specification for whose verification only the customer bears the responsibility.

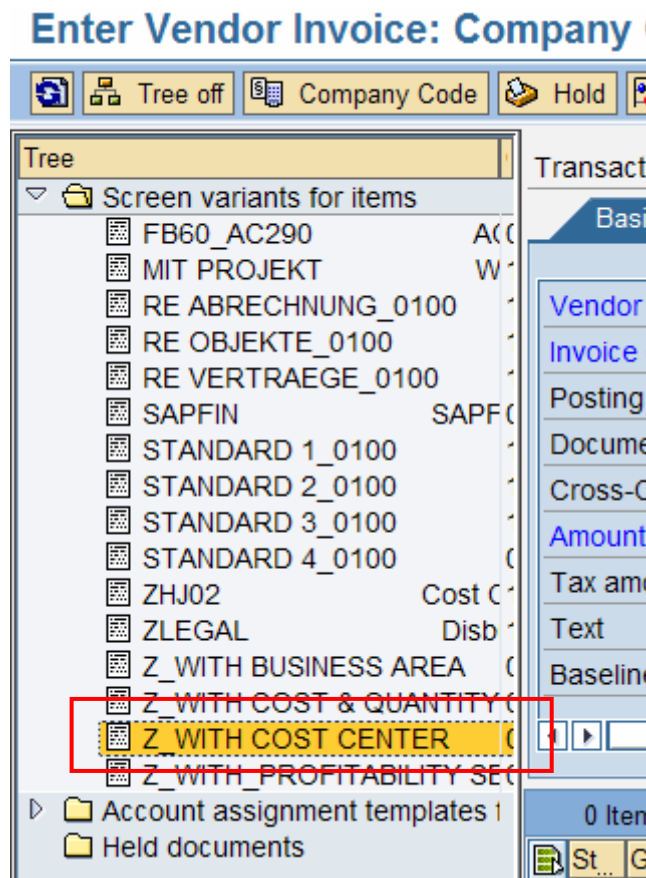
The author takes over for damages arising from the use of this publication, for which right reason, a liability only in the case of deliberate or coarsely negligent action, resemble; by the way the liability of the author is impossible. The author does not take over any responsibility for the contents on the part of third party who we refer to through links.

2 Initial Situation

A customer own field is supposed to be displayed in the enjoy transactions.

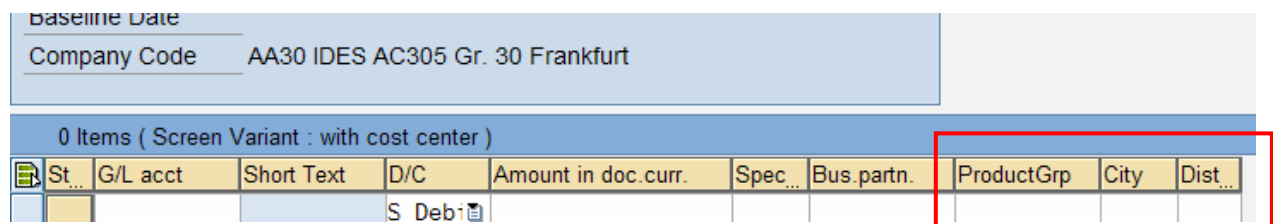
MENUPATH

Easy Access: Accounting – Financial Accounting – Accounts Payable – Document Entry – Invoice (FB60)



Source: SAP AG

Click on the button „Tree on“ to display the screen variants and select the variant „Z_WITH COST CENTER“ with a double click!



Source: SAP AG

Take a view into the transaction for the entry of a vendor invoice. You will see, that only the standard fields are displayed, but no costumer own fields.

3 Edit Coding Block

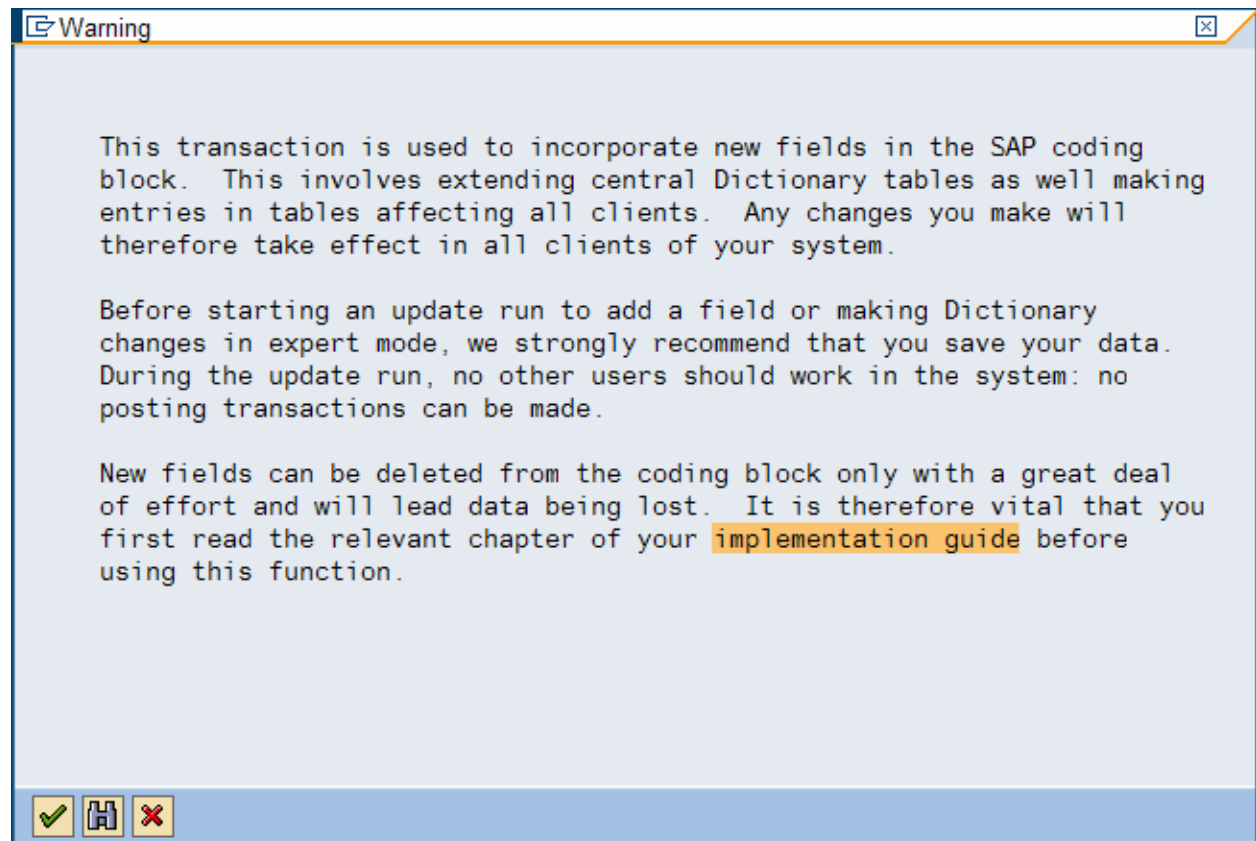
The new fields have to be created. The coding block has to be edited for it.

Pay Attention

It is strongly recommended to avoid any other activities in the SAP system while processing the following steps!

MENUPATH

IMG: Financial Accounting (new) – Financial Accounting Global Settings(new) – Ledgers – Fields – Customer Fields → Edit Coding Block (OXK3)



Source: SAP AG

Confirm the information with Enter!

Maintain User-Defined Coding Block Fields: List

Source: SAP AG

Expand as shown in the screen shot above!

Click on the button “Add Fields”!

Maintain User-Defined Coding Block Fields: New

Field name	Field Label	Data Type	Field Length
zzTest	TestField	char	4

Source: SAP AG

In this example a new field „zzTest“ is added from the type „CHAR“ with a length of 4 signs.

If you want to test the results at first, you may activated the field “Test Run”.

User-Defined Coding Block Fields: Log

Long Text	Activation Log
Protocol: Inclusion of own fields in coding block	
BB112	w Test run
BB150	w Customizing entries for field ZZTEST
BB105	S Entry TCOBM : ZZTEST 144
BB105	S Entry TCOBF : 122ZZTEST X
BB105	S Entry TMOD0 : SKB1-FAUS1 1222KONT
BB105	S Entry TMODP : ESKB1-FAUS1 122TestField
BB105	S Entry TMODU : SKB1-FAUS1 122BSEG ZZTEST S X
BB105	S Entry GB01 : 009SBSEG ZZTEST
BB105	S Entry GB01 : 001SC0BL ZZTEST
BB105	S Entry TMOD0 : T156B-FAUSW1222KONT
BB105	S Entry TMODP : ET156B-FAUSW122TestField
BB105	S Entry T162X : 825E2122TestField
FB200	S Report SAPF120 was generated
BB149	S Generation report SAPFACCG executed
BB146	S Generation program RFBIBLG0 for FI batch input executed
BB148	S Generation report RFBIPPG0 for parked FI documents
BB148	S Generation report RFBIPPG1 for parked FI documents
BB147	S Generating report RGUGBR02 for validations/substitutions executed
BB054	S Subscreen 9999 has been generated

Source: SAP AG

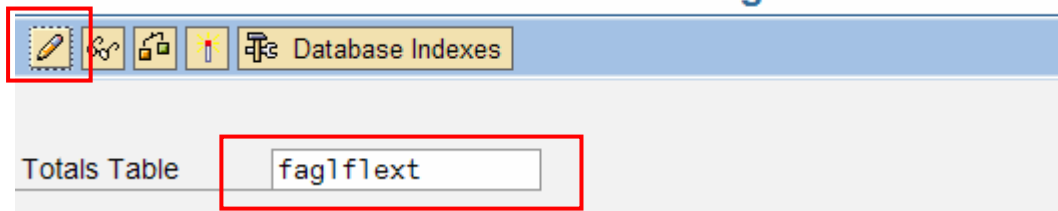
4 Including Fields in Totals Table FAGLFLEXT

The new field is supposed to receive entries while posting. Therefore it must be added to the sum table.

MENUPATH

IMG: Financial Accounting (new) – Financial Accounting Global Settings(new) – Ledgers – Fields – Customer Fields → Include Fields in Totals Table (FAGL_GINS)

Customer Enhancement: General Ledger Initial Screen

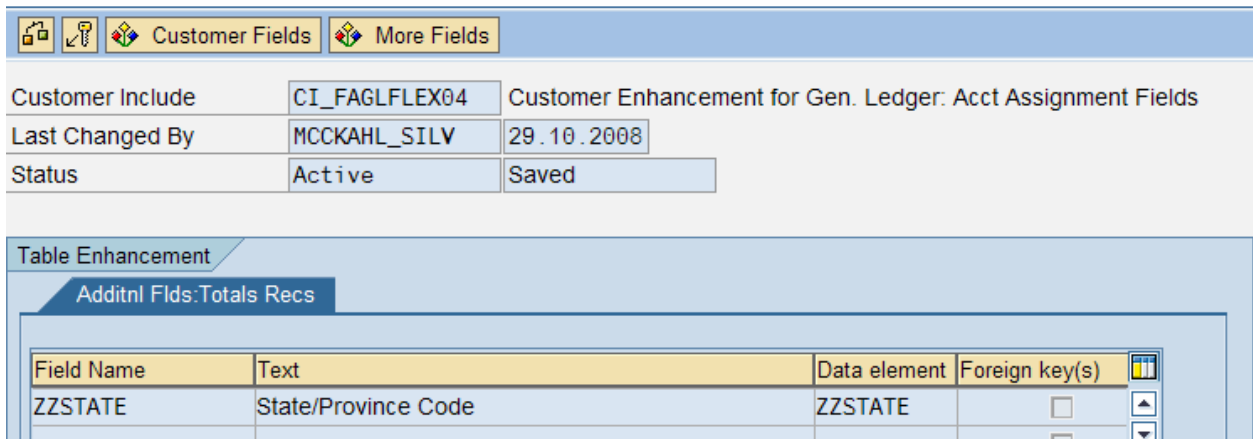


Source: SAP AG

Enter the sum table!

Click on the button „Edit“!

Customer Enhancement: Display General Ledger



Source: SAP AG

Enter the name of the new field! (He is called “ZZSTATE” in the example.)

Including Fields in Totals Table FAGLFLEXT

Field Selection: Customer Fields (1) 11 Entries found

Restrictions

✓ ✕ 🏠 🏠 🖨️ 📄

Field Name	Data element	Check ta...	Short text	Field Name
ZZBUSPARTN	ZZBUSPARTN		Business partner	ZZBUSPARTN
ZZCHAN	ZZCHAN		Distribution channel	ZZCHAN
ZZLOB	ZZLOB		BUSINESS LINE	ZZLOB
ZZLOCA	ZZLOCA		City	ZZLOCA
ZZPRODUCT	ZZPRODUCT		Product group	ZZPRODUCT
ZZREGION	ZZREGION	ZREG	Location	ZZREGION
ZZSPREG	ZREGION		Special Region	ZZSPREG
ZZSTATE	ZZSTATE	T005S	State/Province Code	ZZSTATE
ZZUSERFLD1	ZZUSERFLD1	ZFU1	Territory	ZZUSERFLD1
ZZUSERFLD2	ZZUSERFLD2		Owner/Cont.	ZZUSERFLD2
ZZUSERFLD3	ZZUSERFLD3		Vein	ZZUSERFLD3

11 Entries found

Source: SAP AG

It is possible to find the field names with the F4 help. Select the right entry with a double click!

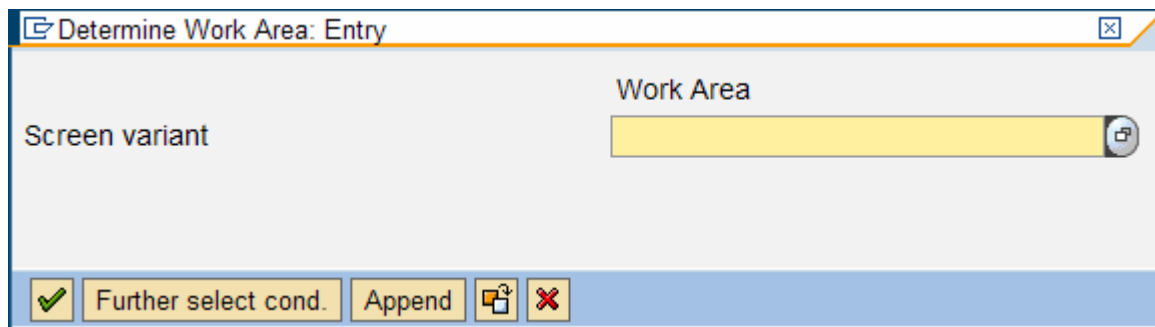
Press the Button  to save your entries!

5 Include Customer Fields in Enjoy Transactions

It is not enough to make the new field useable in the sum table. It must be displayed in the enjoy transactions too.

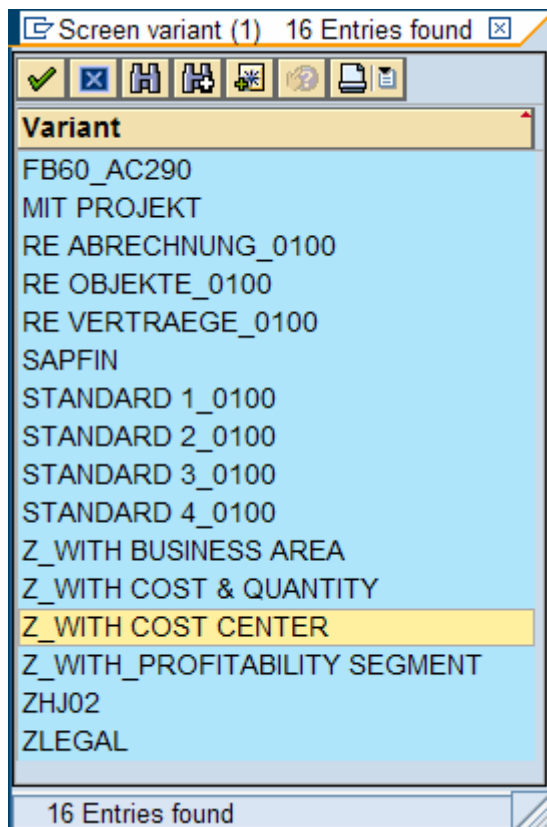
MENUPATH

IMG: Financial Accounting (new) – Financial Accounting Global Settings(new) – Ledgers – Fields – Customer Fields → Include Customer Fields in Enjoy Transactions



Source: SAP AG

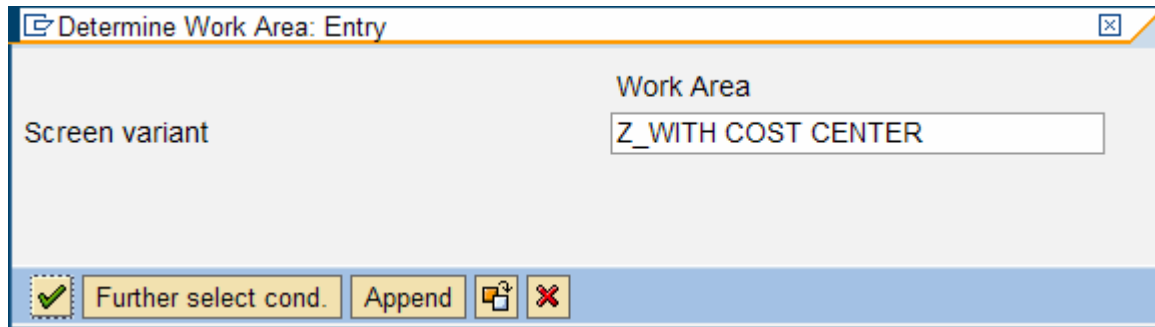
Use the F4 help to find the regarding variant and to select by double click! (Remember, it was "Z_WITH COST CENTER".)



Source: SAP AG

Include Customer Fields in Enjoy Transactions

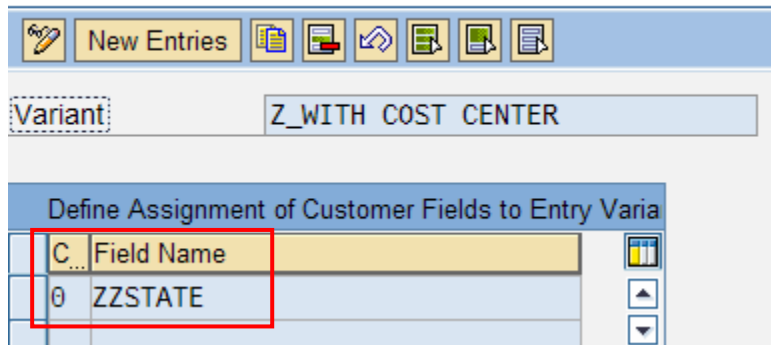
Select by using a double click!



Source: SAP AG

Confirm your selection with the Enter key!

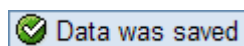
Change View "Define Assignment of Cus



Source: SAP AG

Use the Button „New Entries“ and enter the name of the customer own field!

Press the Button  to save your entries!



Source: SAP AG

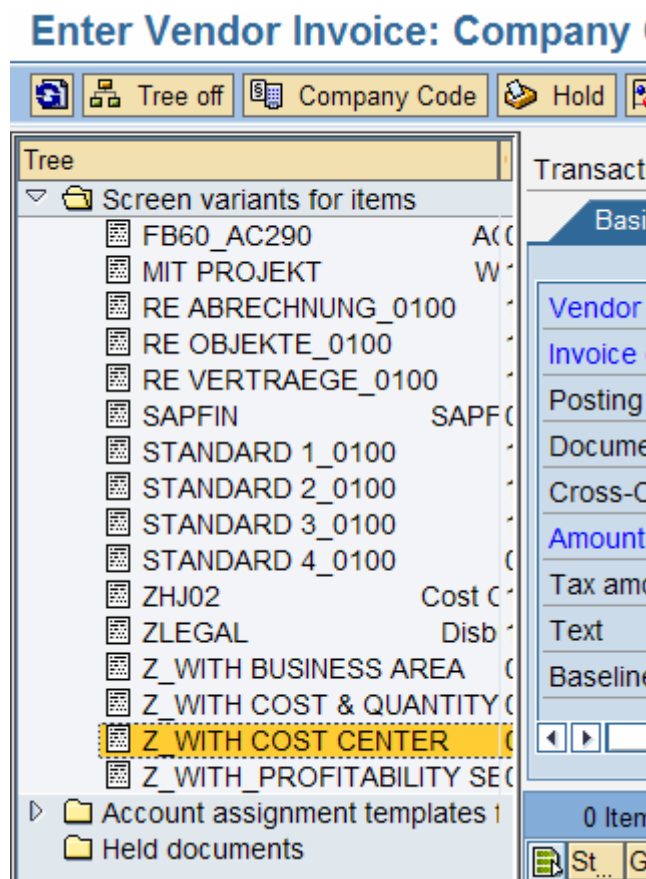
Check the Results

6 Check the Results

Use the transaction for entering a vendors invoice for another time to check the result of your activities!

MENUPATH

Easy Access: Accounting – Financial Accounting – Accounts Payable – Document Entry – Invoice (FB60)



Source: SAP AG

Select the screen variant „Z_WITH COST CENTER“ again!

Check the Results

Cross-CC no.								
Amount		EUR	<input type="checkbox"/> Calculate tax					
Tax amount		VN VN (16% domestic inp						
Text								
Baseline Date								
Company Code	AA30 IDES AC305 Gr. 30 Frankfurt							

0 Items (Screen Variant : with cost center)

St...	G/L acct	Short Text	D/C	Amount in doc.curr.	State/Prov	Bus...	Produc...
			S Debi				

Source: SAP AG

The new field „State/Prov“ is displayed now.